

### FRODE PEDERSEN

#### Application

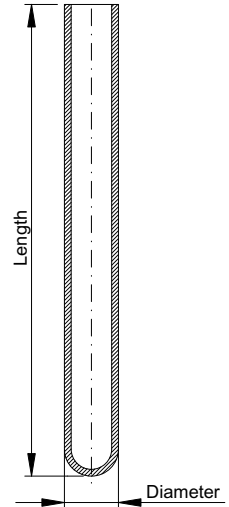
- Protective tube for thermocouple and resistance assemblies

#### Types

- Protective tubes in ceramic and steel. Thermowells for weld-in (drilled from bar stock) and screw in pockets (fabricated)

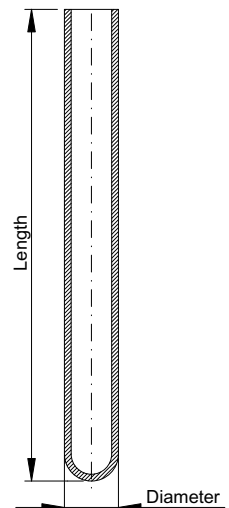
#### Ordering table for ceramic protective tube KER 610, max. 1400°C

Protective tube and inner tube for thermocouple assembly	Nominal length (sensor)	Length (tube)	Diameter OD/ID 10/7mm	Diameter OD/ID 15/11mm	Diameter OD/ID 24/19mm
Type	mm	mm	Item no.	Item no.	Item no.
AMK data sheet 1101	500	530		120065	121749
	710	740		120066	121750
AKK data sheet 1102	1000	1030		120067	121751
AK data sheet 1103	1400	1430		120068	121372
	2000	2030		120069	121752
BMK data sheet 1104	500	520	121745		
	710	730	121746		
BK data sheet 1105	1000	1020	121747		
	1400	1420	121748		



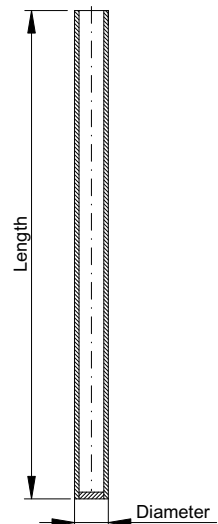
#### Ordering table for ceramic protective tube KER 710, max. 1700°C

Protective tube and inner tube for thermocouple assembly	Nominal length (sensor)	Længde (tube)	Diameter OD/ID 10/6mm	Diameter OD/ID 15/11mm	Diameter OD/ID 24/18mm
Type	mm	mm	Item no.	Item no.	Item no.
AMK data sheet 1101	500	530		120026	121509
	710	740		120027	120032
AK data sheet 1103	1000	1030		120028	120033
	1400	1430		120030	120035
AKT data sheet 1106	2000	2030		120031	120036
BK data sheet 1105	500	520	121753		
	710	730	121754		
	1000	1020	121755		
	1400	1420	121756		



#### Ordering table for steel protective tube

Protective tube for thermocouple assembly	Nominal length (sensor)	Length (tube)	21.3/16mm OD/ID Heat resistant steel w.no 1.4749	26/18mm OD/ID Heat resistant steel w.no 1.4749	15/11mm OD/ID Heat resistant steel w.no 1.4841
Type	mm	mm	Item no.	Item no.	Item no.
AMK data sheet 1101	500	520	121757	121759	
	710	730	120078	120081	
	1000	1020	120079	121760	
	1400	1420	120080	121761	
	2000	2020	121758	121762	
BMK data sheet 1104	500	517			120082
	710	727			121763
	1000	1017			121764
	1400	1417			121765



### Ordering table for screw- in pocket

Pockets for resistance thermometer	Insertion length (sensor)	Insertion length (pocket)		Thread 1/2" BSP	Thread 3/4" BSP
Type	mm	mm		Item no.	Item no.
BF data sheet 1402	50	28		121716	121721
	100	78		121717	121722
	150	128		120084	121723
	200	178		121718	121724
	250	228		121719	121725
	400	378		121720	121726

### Ordering table for weld- in thermo well DIN 43763

weld-in thermo well for thermocouple and resistance assemblies Type D and DS	Length	Conus-length	Steel W.no. 1.5415		Steel W.no. 1.7335		Steel W.no. 1.7380		Steel W.no. 1.4571		Type D1, D2, D4 and D5	Type D5S, D4S and D4SS
			Certificate 1)		Certificate 1)		Certificate 1)		Certificate 1)			
			3.1 B	3.1 A	3.1 B	3.1 A	3.1 B	3.1 A	3.1 B	3.1 A		
Well	mm	mm	Item no.		Item no.		Item no.		Item no.			
D1	140	65	121727	121731	120111	121599	120112	121600	121472	121601		
D2	200	125	121728	121732	120113	121602	120114	121603	120115	121604		
D4	200	65	120119	121607	120116	121589	120117	121605	120118	121606		
D5	260	125	120122	121611	120120	121608	121499	121609	120121	121610		
D5S	115	40	121729	121733	120128	121618	121735	121736	121671	121672		
D4S	140	65	121730	121734	121307	121612	120123	121613	120124	121614		
D4SS	200	65	120127	121617	120125	121615	120126	121616	121713	121737		

Note 1: Material certificates to ordered separately

DIN 50049-3.1 B, item no. 121127

DIN 50049-3.1 A, item no. 121129

### Ordering table for extension tube

Extension tube for thermocouple and resistance assemblies	Extension length	Length		
Type	mm	mm		Item no.
D data sheet 1306, 1405	52	68		121738
	102	118		121739
	152	168		120444
	202	218		121740
DS data sheet 1307, 1406	52	68		121741
	102	118		121742
	152	168		120443
	202	218		121743

**OBS:** Above items are standard length and diameters. Vi also offer special versions.  
Please contact us and we will do our best to solve to solve your specific measuring task