

FRODE PEDERSEN

Application

- For connecting sensors with adjustable attachment to the process

Types

- Compression fittings with steel ferrule or teflon olive
- Compression fittings with ceramic sealing
- Flange +counter flange in cast iron with ceramic sealing
- Flange in stainless steel

Ordering table for compression fittings

Material: Stainless steel AiSi 316		With steel ferrule	With teflon olive	British pipe thread
For tube with diam. mm	Thread	max. 400°C, max. 40 bar Item no.	max. 100°C, max. 10 bar Item no.	
3	1/4"BSPT	121782	121806	
4	1/4"BSPT	121783 1)	121807	
4.5	3/8"BSPT		121808	
4.5	1/2"BSPT		121809	
6	1/4"BSPT	121786	121810	
6	3/8"BSPT	121787	121811	
6	1/2"BSPT	121788	121812	
8	3/8"BSPP	121789	121813	
8	1/2"BSPP	121790	121814	
15	3/4"BSPP	121791	121815	

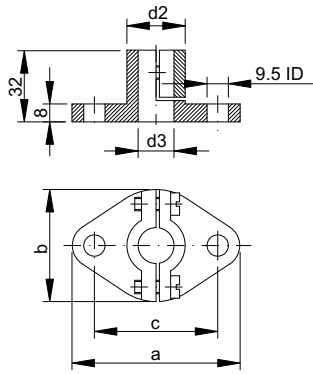
Note 1: with steel olive

Material: Stainless steel AiSi 316		With steel ferrule	With teflon olive	American pipe thread
For tube with diam. mm	Thread NPT	max. 400°C, max. 40 bar Item no.	max. 100°C, max. 10 bar Item no.	
1.5	1/8"NPT	121792	121816	
3	1/8"NPT	121793	121817	
3	1/4"NPT	121794	121818	
6	1/4"NPT	121795	121819	
6	3/8"NPT	121796	121820	
6	1/2"NPT	121797	121821	
8	3/8"NPT	121798	121822	
8	1/2"NPT	121799	121823	
15	3/4"NPT	121800	121824	

Material: Galvanized steel		With steel ferrule	With teflon olive	British pipe thread
For tube with diam. mm	Thread	max. 400°C, max. 40 bar Item no.	max. 100°C, max. 10 bar Item no.	
6	1/4"BSPT	121801	121825	
6	3/8"BSPT	121802	121826	
8	3/8"BSPT	121803	121827	
8	1/2"BSPT	121804	121828	
15	3/4"BSPP	121805	121829	

Ordering table for connection flange DIN 43734

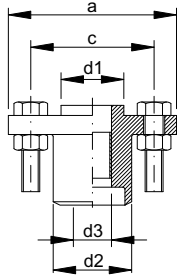
Material: Steel, W.no. 1.0401						Item no.
For tube with diam.	Dimensions mm					
mm	a	b	c	d2	d3	
15	76	50	55	26	16	120198
21.3/22	90	65	70	33	23	120199
26	90	65	70	35	29	121769
32	90	65	70	43	33	121471



Ordering table for counterflange DIN 43734

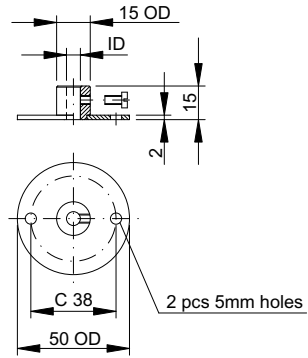
Material: Steel, W.no. 1.0401						Item no.
Max. 1 bar, ceramic sealing						
For tube with diam.	Dimensions mm					
mm	a	c	d1	d2	d3	
15 (ceramic)	90	70	39	43	17	121771
15 (steel)	75	55	28	35	17	121831 ¹⁾
21.3/22 (steel)	90	70	39	43	24	120200 ¹⁾
24 (ceramic)	90	70	39	43	26	121772
26 (steel)	90	70	39	43	28	121773 ¹⁾

Note 1: Inclusive connection flange



Ordering table for adjustable flange

Material: Steel, AISI 316		Item no.
For tube with diam.	mm	
6		120191
8		120993



Ordering table for compression fitting with ceramic sealing

Material: Steel, W.no. 1.0718		Max. 1 bar, ceramic sealing		Item no.
For tube with diam	mm	Thread	BSPT	
15	2)	3/4"		121505
21.3/22	1)	1"		120368
26	2)	1 1/4"		121774
32	2)	1 1/4"		121704

